



TUESDAY, OCTOBER 23, 2018

SCIENCE MUSEUM OKLAHOMA, OKLAHOMA CITY, OK



NSF AWARD NO. OIA-1301789 ♦ WWW.OKEPSCOR.ORG ♦ 405.744.9964

GROUP ASSIGNMENTS & AGENDA: PINK GROUP

*The following schools are assigned to the "PINK GROUP"
& must follow the conference schedule indicated for that group throughout the day.*






**Benjamin Franklin Science Academy
Bridgestone Intermediate
Cherokee Elementary
Choctaw Middle School
Holland Hall
James L. Capps Middle School
Jenks East Intermediate
Longfellow Middle School
Newman Middle School**

TIME	ACTIVITY	LOCATION	COLOR MAP DESIGNATION
8:00 – 9:00 AM	REGISTRATION & LIGHT BREAKFAST	Lobby	
9:00 – 9:30 AM	INTERACTIVE PANEL DISCUSSION	Auditorium (1 ST Floor)	#1
9:30 – 10:00 AM	PANELISTS MEET & GREET	Hallway at the east entrance to auditorium (1 ST Floor)	#2
10:00 – 10:30 AM	BREAKOUT SESSION #2 Prosthetic Prototypes	Goldman Room (2 ND Floor)	#3
10:30 – 11:00 AM	BREAKOUT SESSION #1 Cell Phone Case Drop Challenge	Lunchroom B (1 ST Floor)	#4
11:00 – 11:30 AM	MUSEUM EXPLORATION TIME		
11:30 AM – 12:00 PM	LUNCH	Lunchroom A (1 ST Floor)	#5
12:00 – 1:00 PM	HANDS ON SCIENCE AND COLLEGE RECRUITMENT FAIR	Mezzanine (2 ND Floor)	#6
1:00 – 2:00 PM	FLOOR TIME ACTIVITY TABLES Paper Circuits Rube Goldberg Machines Live Animals Bath Bombs/Shower Fizzies	Main Science Floor (1 ST Floor)	#7 #8 #9 #10
1:00 PM	KIRKPATRICK PLANETARIUM SHOW		#11
1:30 PM	SCIENCE LIVE SHOW		#12
2:00 PM	CONFERENCE ADJOURNS		
2:00 – 2:30 PM	TURN IN SURVEY FORM AND RECEIVE CONFERENCE ITEM	Lobby	
<p>Teachers' check-in packets include one survey form for each person in their groups. Teachers use blue forms Students use yellow forms Lost forms cannot be replaced. Turn in your completed form for a fun conference item (2:00 – 2:30 PM) in the Lobby.</p>			
SPECIAL SESSION JUST FOR TEACHERS!			
10:00 AM - 2:00 PM	TEACHERS' LOUNGE & SCIENCE EXPERIMENT LEARNING LAB Come & Go Format	Genius Room (1 ST Floor, West Side)	TL

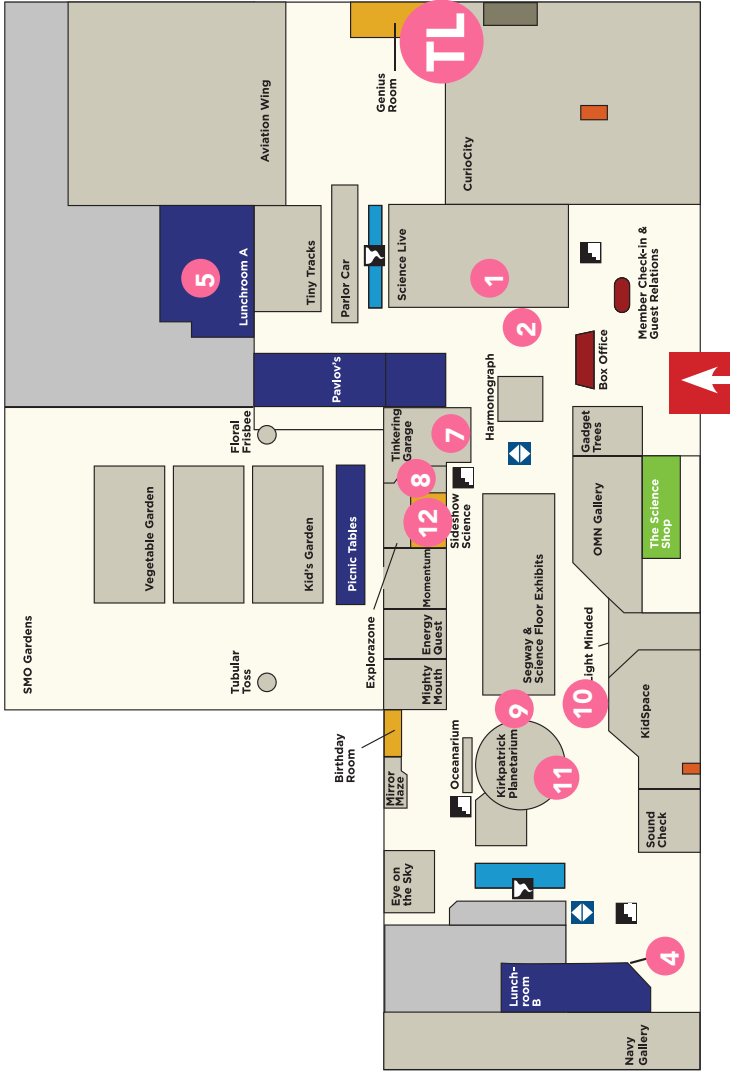
ACTIVITY MAP KEY

Hands-on Science & College Recruitment Fair	6
Interactive Panel Discussion	1
Panelists Meet & Greet	2
Breakout Session #1 (Cell Phone Case Drop Challenge)	4
Breakout Session #2 (Prosthetic Prototypes)	3
Activity Table #1 (Paper Circuits)	7
Activity Table #2 (Rube Goldberg Machines)	8
Activity Table #3 (Live Animals)	9
Activity Table #4 (Bath Bombs/Shower Fizzies)	10
Lunch Pickup/Lunchroom	5
Kirkpatrick Planetarium Shows	11
Science Live Show	12

PINK GROUP MAP

-  Museum Entrance
-  Restrooms
-  Stairs
-  Elevator
-  Tornado Shelter

FIRST FLOOR



SECOND FLOOR



TEACHERS' LOUNGE

Science Experiment Learning Lab

Teachers Only

Genius Room – First Floor/West (Aviation Gallery)

This come-and-go session gives teachers the opportunity to experience and learn five easily replicated fun and engaging hands-on STEM activities. The activities can be easily leveled for a large age range and are aligned to Oklahoma Academic Standards.

Teachers who turn in their event surveys at the end of the day will receive a take-home kit that includes activity sheets materials and curriculum for all five activities! Surveys must be turned in between 2-2:30 pm at the EPSCoR table in the museum lobby to receive the materials (along with another fun gift).

Experience these engaging science activities and learn how to implement them in your classroom:

WIND TURBINES

Engineering can be a breeze! Design, build, and test a variety of wind turbine blade prototypes to discover which characteristics best transform the power of the wind into energy.

EARTH BATTERY

Need a little emergency power? Look no further than your backyard. With a little help from a couple of metals, you can turn the dirt in your garden into a workable battery.

SPIN CHROMATOGRAPHY

Ever wonder what solutions and mixtures are hiding in everyday objects like ink? This artistic approach puts a whole new spin on separating the components of a solution.

DID YOU CATCH THAT DOPPLER SHIFT?

What does an entertaining game of catch the buzzer have in common with a passing train? They both can be great examples of the Doppler effect.

WHAT'S LIVING ON MY CELL PHONE?

Cell phones are statistically one of the dirtiest things we own. When was the last time you cleaned your phone? More importantly what could be there now, right under your...ear?

Light refreshments are available to teachers in the Lounge Session throughout the day.